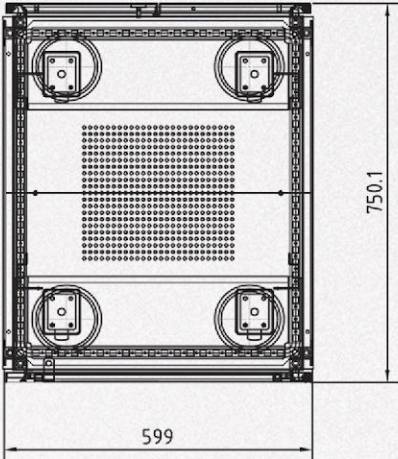
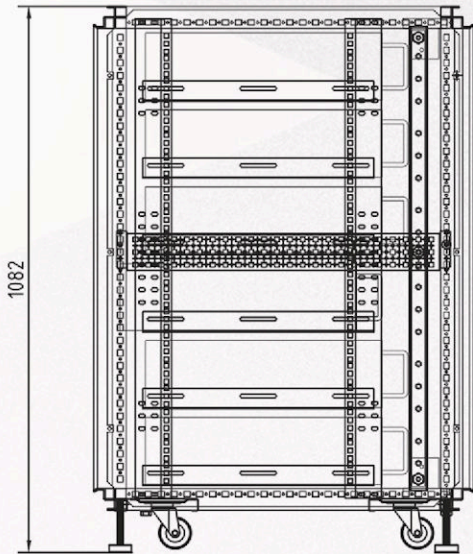

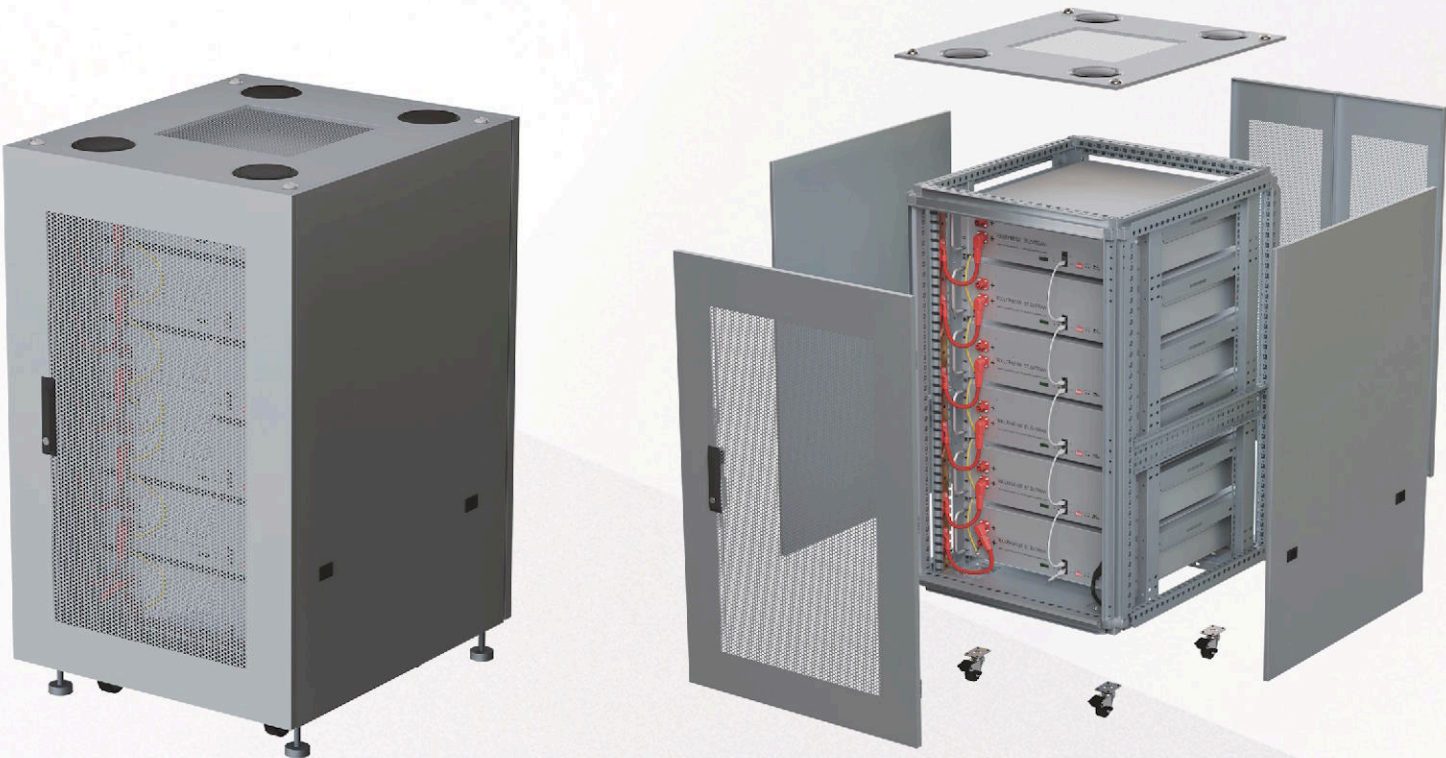

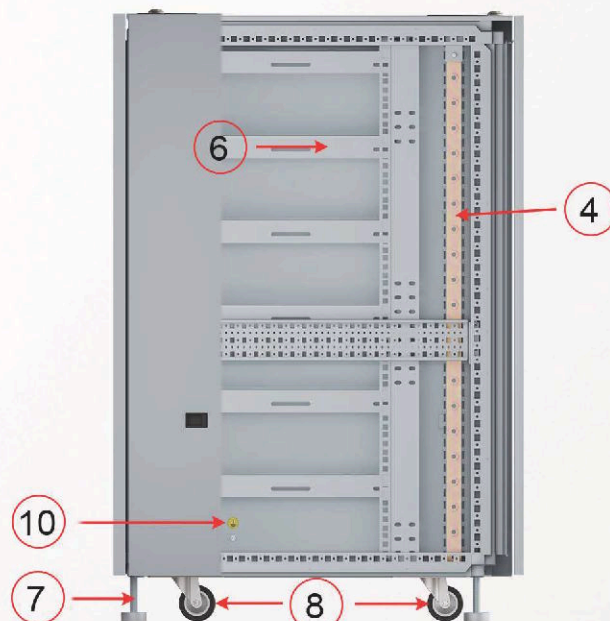


SKIC-6
100kg







Front View with door open



Right Side View



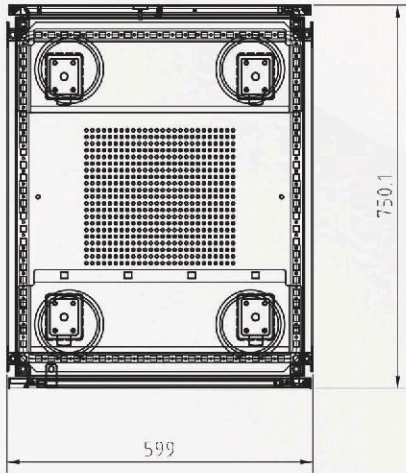
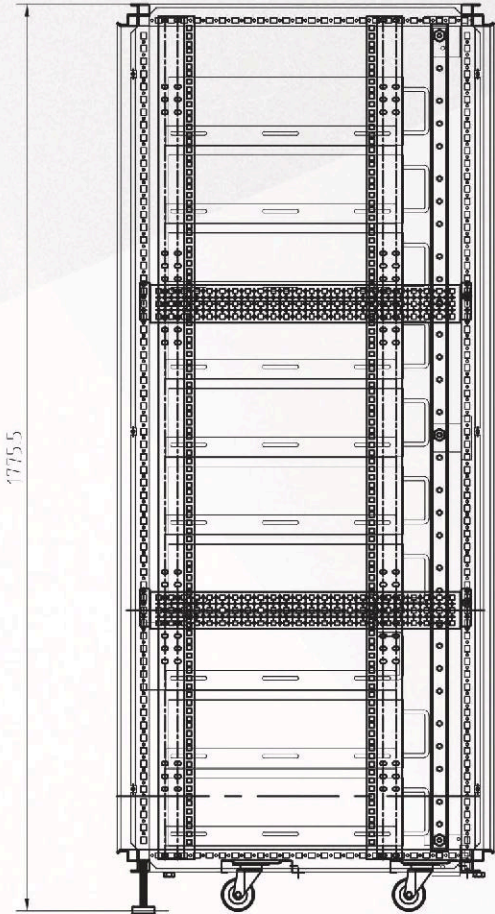

Top View

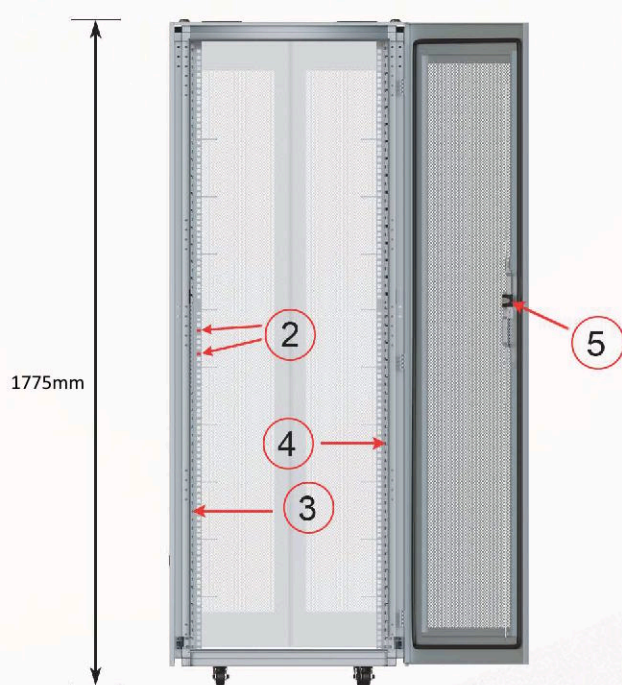


Bottom View

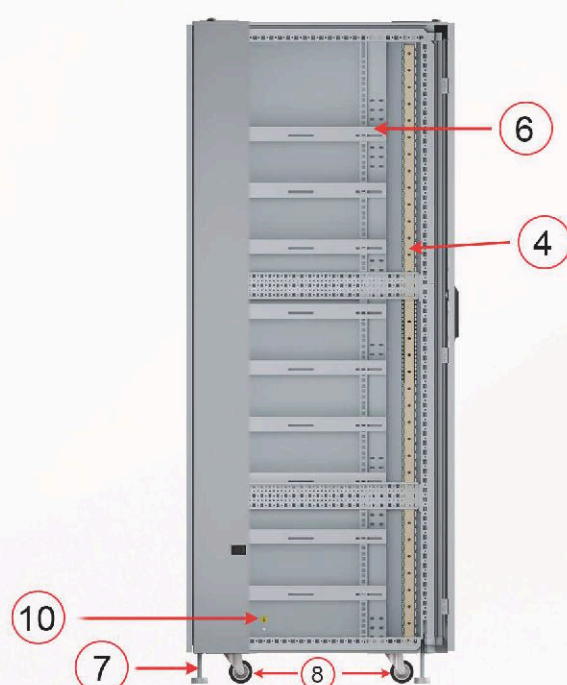
NO.	ITEM	DESCRIPTION
1	Cable Exit Points	Four exit points for positive/negative battery cables, each with a 95mm top entry.
2	Battery Securing Bolts	Use 2 X M5 screws on each side for one battery installation to secure the battery.
3	Positive Busbar	One 25*3mm copper busbar with 17 X M8 bolts , can pass a maximum current rating of 300A .
4	Negative Busbar	One 25*3mm copper busbar with 17 X M8 bolts , can pass a maximum current rating of 300A .
5	Handle with lock	Lockable the front and rear doors. After unlocking with a key, pull out the handle, turn it, and open the door lock.
6	Horizontal Battery Rails	Six pairs of horizontal rails to accommodate six batteries.
7	Adjustable Leveling Feet	Four leveling feet and casters support weights up to 1500kg .
8	Swivel Casters	Four casters can turn in any direction for easy movement.
9	Cable Exit Points	The panels can be easily disassembled and cables can pass through it.
10	Cabinet Ground Fastener(s)	Cabinet Ground Fasteners are two M6 captive screws on both the front and rear doors, while the side door has two M4 captive screws .

SKIC-6
150kg







Front View with door open



Right Side View



Top View



Bottom View

NO.	ITEM	DESCRIPTION
1	Cable Exit Points	Four exit points for positive/negative battery cables, each with a 95mm top entry.
2	Battery Securing Bolts	Use 2 X M5 screws on each side for one battery installation to secure the battery.
3	Positive Busbar	One 25*3mm copper busbar with 30 X M8 bolts , can pass a maximum current rating of 300A .
4	Negative Busbar	One 25*3mm copper busbar with 30 X M8 bolts , can pass a maximum current rating of 300A .
5	Handle with lock	Lockable the front and rear doors. After unlocking with a key, pull out the handle, turn it, and open the door lock.
6	Horizontal Battery Rails	Ten pairs of horizontal rails to accommodate six batteries.
7	Adjustable Leveling Feet	Four leveling feet and casters support weights up to 1500kg .
8	Swivel Casters	Four casters can turn in any direction for easy movement.
9	Cable Exit Points	The panels can be easily disassembled and cables can pass through it.
10	Cabinet Ground Fastener(s)	Cabinet Ground Fasteners are two M6 captive screws on both the front and rear doors, while the side door has two M4 captive screws .